

# SURFACES

**CREATIVITY  
AND ITS  
EXPRESSION**

**INSIDE-OUT**

Bridging the domestic spaces and the great outdoors

**MIX AND  
MATCH**

EMBRACING THE  
ARTISTRY OF MIXED  
MATERIALS IN  
INTERIOR DESIGN

**MAXIMUS  
BECOMES  
BIGGER**

**41  
NEW LOOKS**

TO DRESS UP YOUR  
PROJECTS

**RAK**  
CERAMICS





# CONTENTS

**06** *ECO  
CYCLE*

**14** *162X324*

**28** *MIX AND  
MATCH*

**48** *CREATIVITY  
AND ITS  
EXPRESSION*

**62** *INNOTECH  
LAB*

**84** *INDOOR  
OUTDOOR*

**100** *SURFACE PREVIEW  
CERSAIE 2024*

<i>Chianca Stone</i>	132
<i>Crystal White</i>	105
<i>Cotto Pienza</i>	114
<i>Cotto Pienza G</i>	115
<i>Creative Concrete P Stone</i>	118
<i>Creative Concrete P Brick</i>	119
<i>Creative Concrete P</i>	120
<i>Creative Concrete P Decor</i>	121
<i>Creative Concrete P Wood</i>	122
<i>Creative Concrete P Race</i>	123
<i>Creative Concrete P Wood Mix</i>	124
<i>Fior Di Bosco</i>	136
<i>Flake Stone Beige</i>	109
<i>Granito White Ande</i>	134
<i>Granito Blu Ande</i>	135
<i>Grey Stone</i>	104
<i>Grey Antique</i>	103
<i>Lumber Wood</i>	113
<i>Moon Stone</i>	106
<i>Nero Marquina Marble</i>	137
<i>Papyrus Wood</i>	107
<i>Portland Stone Cross Cut</i>	128
<i>Portland Stone Cross Cut Decor</i>	129
<i>Portland Stone Vein Cut</i>	130
<i>Portland Stone Vein Cut Decor</i>	131
<i>Sapien Wood</i>	110



# Imagine Your Space

Imagine a space where your inspiration can run free. A world that tells your own story, every single day.

At RAK Ceramics we help create the perfect living space, for you and your loved ones.



# EcoCycle

Let's make it a better place

Sustainability in every sphere of business is one of the main elements of our mission statement at RAK Ceramics. We are dedicated to environmental stewardship across our entire manufacturing chain, from product design to efficient operational processes. By enhancing the surrounding environment, we actively contribute to building better communities. Our efforts focus on improving energy efficiency, reducing pollution, enhancing biodiversity, and improving the quality of life for both local communities and our workforce. We recycle natural raw materials to conserve resources and adopt clean development mechanism (CDM) projects to reduce carbon emissions during manufacturing.

At RAK Ceramics, our commitment goes beyond producing high-quality products; we strive to make a meaningful impact on society. We leverage our expertise and resources to foster a sustainable society and drive positive change. Innovation and creativity are deeply embedded in our culture, encouraging imagination and curiosity. This environment allows us to challenge norms and continuously innovate within our industry and beyond.



SURFACE - CERSAIE 2024

We play our role for a better  
environment and society

RAKCERAMICS.COM



# RAK Ceramics - Best Sustainability Practices

EcoCycle


## Material Import

36,297.8 tons CO<sub>2</sub>e avoided by reducing imports of 276,265 tons of raw materials annually



## Packaging

80% of all our packaging is recycled and/or recyclable




## Waste Water

100% of all our wastewater is treated and partially used on-site

100%

## Non-Hazard Waste

100% of all non-hazardous waste is either reintroduced in production or recycled by 3rd parties



## Thermal Saving

Thermal Savings - 17,700 MMBTU savings in gas as a result of 8 thermal savings initiatives executed in 2023 and 885 tons CO<sub>2</sub>e reduction in emissions

SAVING  
17,700 MMBTU



## Power Saving

Power saving - 301,000 kWh estimated savings as a result of 10 power savings initiatives executed in 2023 and 62 tons CO<sub>2</sub>e reduction in emissions

SAVING  
301,000 KWH



At RAK Ceramics, waste management is a critical component of our sustainability strategy. Our comprehensive approach ensures that waste is effectively minimized, recycled, and repurposed, contributing to a circular economy and reducing our environmental impact.

We have implemented a Closed Loop Manufacturing System to optimize water and waste across the production processes for all our product lines. This system enables us to treat and reuse wastewater and recycle waste materials, significantly reducing our environmental footprint.





# Re-Use

The first 100% sustainable tile

Re-use series represents our brand's dedication to sustainability, featuring collections that reflect an environmentally conscious production approach guided by stringent sustainability standards. The eco-design of Re-Use tiles is an evolving process that continuously regenerates materials, setting new benchmarks for minimizing resource consumption through the ongoing refinement of our production methods.

Re-use Quartz and Re-use Mineral, are the first tiles made of 100% pre-consumer recycled material. We are proud to introduce the RE-USE series, featuring RE-USE Quartz and RE-USE Mineral, the world's first sustainable porcelain tiles made entirely from 100% pre-consumer recycled material. These groundbreaking products represent a significant achievement in our sustainability efforts, underscoring our commitment to environmental stewardship and innovative manufacturing. The RE-USE Quartz tiles, developed through rigorous research and development, is crafted using recycled materials from various manufacturing processes. This innovation highlights our focus on circularity, turning waste into valuable, high-quality products that meet the same exacting standards of quality and performance as our other premium offerings. By reducing the need for new raw materials, we conserve natural resources, minimize waste, and significantly cut greenhouse gas emissions.



EcoCycle

**100%**  
PRE-CONSUME  
RECYCLED  
PORCELAIN TILES






# Re-use Quartz



58x116 cm



58x58 cm

# Re-use Mineral

RE-USE MINERAL AND RE-USE QUARTZ  
ARE SCS CERTIFIED



100% RECYCLED CONTENT  
PRE-CONSUME  
PORCELAIN TILES



# 162x324

Bigger. Better.

## Maximus becomes bigger

In a move set to redefine modern design, Maximus has introduced its expanded range of porcelain slabs, now available in striking 162x324 cm and 120x280 cm sizes. These new dimensions bring a blend of aesthetic sophistication and technological advancement to contemporary interiors, offering solutions for countertops, floors, and walls. The Maximus slabs are notable not only for their vast scale but also for their exceptional durability. Designed to endure even the harshest conditions, these tiles offer long-lasting beauty, making them ideal for both residential and commercial applications. The range includes slabs with thicknesses of 12 mm and 6 mm, aligning with the latest design trends and professional needs.

## Versatility Meets Innovation

The new 162x324 cm Maximus slabs provide a versatile option for a variety of surfaces. Their substantial size and technical features make them suitable for porcelain stoneware countertops, large indoor and outdoor surfaces, and even as cladding for ventilated facades. This adaptability extends to bespoke furniture elements, such as bathroom and kitchen worktops. In today's design landscape, where versatility and durability are paramount, porcelain megaslabs are gaining popularity. Their expansive format not only enhances aesthetic appeal but also ensures resilience. This combination makes them a preferred choice for contemporary spaces seeking both style and substance.





162x324

>|< 12 mm

144x305

>|< 14 mm

120x280

>|< 6 mm

162x324

## A Canvas for Creativity

Maximus slabs offer a broad spectrum of design possibilities. With options inspired by natural elements — such as wood, stone, granite, and marble—these tiles provide a luxurious canvas for creative expression. Whether aiming for a serene, nature-inspired look or a bold, modern statement, Maximus slabs cater to diverse design preferences.

## Sustainability and Practicality

In addition to their visual and functional benefits, Maximus slabs are an eco-friendly choice. Crafted from premium materials like clay, silica, and quartz, they feature a dense core and a smooth surface. Their low water absorption rate of less than 0.5% makes them highly resistant to water damage, making them ideal for bathrooms and kitchens. Maintenance is another area where Maximus slabs excel. Their large format reduces the number of tiles needed, simplifying cleaning and upkeep. Their robust surface is resistant to scratches and stains, ensuring long-term durability and ease of maintenance.

## Eco-Conscious Choice

Maximus slabs also stand out for their environmental benefits. The use of natural raw materials and reduced resource consumption during installation contributes to a lower environmental impact. Their energy-efficient properties help regulate indoor temperatures, potentially reducing heating and cooling costs. In summary, Maximus megaslabs present an exceptional option for those seeking both beauty and durability in their design projects. With their impressive size, aesthetic flexibility, and sustainable attributes, they offer an ideal solution for transforming spaces with lasting impact.





Wall, Table top and Floor: Granito White Ande





Wall, Counter and Floor: Fior Di Bosco



162x324

Floor: Fior Di Bosco



Maximus megaslabs present an exceptional option for those seeking both beauty and durability in their design projects.

SURFACE - CERSAIE 2024



Wall, Counter and Floor: Nero Marquina Marble





Wall, Counter, Furniture and Floor: Nero Marquina Marble





Wall, Table top and Floor: Granito White Ande



Wall and Floor: Granito Blu Ande



THE TREND

# MIX AND MATCH

Embracing the artistry of mixed materials in interior design

Mix and match has become a hallmark of modern interior design, particularly evident in the realm of wall and floor tiles. This concept represents a departure from traditional uniformity, embracing a more eclectic and personalized approach to interior spaces. It's about breaking free from rigid rules and exploring the creative possibilities that arise from blending different materials, colors, textures, and patterns. In contemporary interior design, mixing and matching wall and floor tiles allows for the creation of dynamic and visually stimulating environments. Rather than adhering strictly to one type of tile throughout a space, designers and homeowners are increasingly opting to combine various elements to achieve unique and customized aesthetics. One of the key advantages of the mix and match approach is its ability to add depth and character to a room. By integrating tiles with diverse textures—such as sleek porcelain, natural stone finishes, rustic woods, or even industrial concrete—designers can create visual contrasts that enliven the space. These contrasts not only enhance the overall design but also contribute to the tactile and sensory experience of the environment. Moreover, mixing different colors within a cohesive palette can produce striking effects. The mix and match concept also extends beyond mere aesthetics; it allows for practical considerations as well. For example, combining textured tiles for high-traffic areas with smoother finishes for walls can balance durability with visual appeal. and visually compelling environment.

SURFACE - CERSAIE 2024




RAKCERAMICS.COM






## MIX AND MATCH

Whether aiming for a minimalist Scandinavian aesthetic, a vintage-inspired ambiance, or an ultra-modern look, the ability to blend different tile types facilitates the realization of virtually any design vision. This flexibility empowers designers and homeowners alike to express their personal tastes and preferences through their living spaces. In practical terms, the process of mixing and matching tiles involves careful planning and consideration. It begins with selecting a primary tile as the foundational element, based on factors such as desired color scheme, texture, and overall style direction. From there, complementary tiles can be chosen to add visual interest and coherence to the design. When executed thoughtfully, the mix and match approach can transform a space into a harmonious and visually compelling environment. It encourages creativity and allows for experimentation, enabling individuals to push the boundaries of conventional design norms while achieving a personalized and distinctive outcome. Ultimately, mix and match in wall and floor tiles exemplifies the evolving nature of interior design – a fusion of artistry, functionality, and individual expression. By embracing diversity in materials and styles, designers can create interiors that not only reflect current trends but also resonate with the unique personalities and lifestyles of those who inhabit them. Whether aiming for a subtle harmony or a bold statement, the mix and match concept offers endless possibilities for creating spaces that are as visually captivating as they are livable.







A fresh take on mix and match in interior design is the use of mixed stones, combining marble, stone, and cement to create striking surfaces. This trend evokes the natural beauty of geological formations and is ideal for flooring, wall coverings, and countertops. Mixed stones bring a unique character to spaces, blending diverse colors and finishes into a visual tapestry that balances sophistication with natural beauty. They offer excellent customization, allowing designers to create specific moods, from rustic to luxurious. Durable and versatile, mixed stones suit high-traffic areas and various design styles, making them a compelling choice for both contemporary and traditional interiors.





Wall: Moon Stone  
Counter: Grey Antique  
Floor: Papyrus Wood  
Wash Basin: RAK-Feeling  
Bathtub: RAK-Contour  
Faucet by Kludi






Wall: Crystal White  
 Counter: Grey Antique  
 Table: Grey Stone  
 Floor: Crystal White  
 Faucet by Kludi

MIX AND MATCH

Wall: Moon Stone  
 Counter: Grey Antique  
 Floor: Papyrus Wood  
 Wash Basin: RAK-Feeling  
 Faucet by Kludi





Wall: Crystal White  
Counter: Grey Antique  
Table: Grey Stone  
Floor: Crystal White  
Faucet by Kludi



MIX AND MATCH

Table top: Grey Stone  
Floor: Moon Stone



SURFACE - CERSAIE 2024



Wall: Crystal White  
Table: Grey Stone





Wall and Floor: Grey Stone  
Table: Crystal White

## MIX AND MATCH

Wall: Crystal White  
Floor: Papyrus Wood  
Table top: Grey Antique



Ultimately, mix and match in wall and floor tiles exemplifies the evolving nature of interior design - a fusion of artistry, functionality, and individual expression.





Wall: Crystal White  
Floor: Papyrus Wood and Moon Stone  
Table top: Grey Antique





Wall and Floor: Moon Stone





SURFACE - CERSAIE 2024

THE MODULARITY.

# CREATIVITY AND ITS EXPRESSION

A journey through the Creative Concrete P Collection

Imagine a world where creativity knows no bounds – a realm where a single, simple effect can evolve into a multitude of stunning forms. This is the enchanting essence of the Creative Concrete P collection. At first glance, concrete may seem ordinary, but within its robust surface lies the foundation for an extraordinary narrative. The Creative Concrete P collection is a diverse and modular masterpiece that starts with the raw beauty of concrete, then transforms it into a rich tapestry of variations. It metamorphoses into elegant stone textures, warm wooden finishes, intricate decorations, and classic brick patterns, each bringing its own unique charm and character. With this collection, designers are invited to unleash their imagination. The modular solutions provide endless possibilities for expression, allowing creativity to flourish in every project. Whether it's a contemporary space that demands sleek lines and subtle sophistication or a rustic retreat that craves the warmth of natural materials, the Creative Concrete P collection adapts seamlessly to any vision. Each piece in the collection serves as a building block for innovation, empowering designers to craft spaces that tell their own stories.

RAKCERAMICS.COM





SURFACE - CERSAIE 2024

## CREATIVITY AND ITS EXPRESSION

From textured wall panels that evoke the feel of ancient stone to vibrant accents that capture the essence of reclaimed wood, the collection offers a palette of choices that inspire and excite. Ultimately, the Creative Concrete P collection embodies the very spirit of creativity—it's not just about aesthetics; it's about the transformative power of design. It invites artists and creators to explore the endless potential of materials, reminding us that beauty often begins with simplicity and grows into something magnificent. With this collection, the canvas is set, and the possibilities are limitless.



RAKCERAMICS.COM





Wall: Creative Concrete P Brick  
Floor: Creative Concrete P Stone






Wall: Creative Concrete P, Creative Concrete P Race  
and Creative Concrete P Wood Mix  
Floor: Creative Concrete P Stone



Wall: Creative Concrete P Brick  
Floor: Creative Concrete P Stone



Each piece in the collection serves as a building block for innovation, empowering designers to craft spaces that tell their own stories.



Wall: Creative Concrete P Race





Floor: Creative Concrete P Stone






Floor: Creative Concrete P Wood



# INNOTECH - LAB

Innovation is the heart of RAK Ceramics philosophy and the company is a pioneer in introducing hi-tech innovations that are a breakthrough in the industry and a world leader in the production of ceramic and porcelain tiles ideal for use of indoor and outdoor spaces for wall and floor coverings for residential, retail and industrial projects. RAK Ceramics Innotech Lab develops new solutions, continually pushes boundaries, thanks to the most advanced technologies used at the state-of-the-art plants. These include advancements in extra large format slabs, advanced digital printing, translucent materials, double and triple charged feeding systems, digital soluble salts, thermal-resistant Comfy glaze, anti-microbial, anti-reflective surface extremely pleasant to the touch and with anti-slip coefficient, glow-in-the-dark features, the most recent high-definition digital structure technology known as Sync Effect, and 3D Shape technology extremely natural and well-defined deepness of different levels of surface.



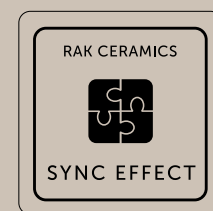




## Flake Set

One of the most recent innovations of RAK Ceramics Innotech lab is FlakeSet. Innovative collections like Flake Stone, feature flakes in the body of the slab, thanks to the new FlakeSet technology.

The process starts by getting flakes from atomized color body powder. The flakes are blended with the raw clay, which is then molded and fired at high temperatures to ensure the flakes are evenly distributed and firmly set. Perfect for countertops and visible tile edges, FlakeSet technology redefines elegance by beautifully emulating the look of natural stone, now seamlessly integrated throughout the tile.



## Sync Effect

How to get high definition structures, using digital technology. Sync Effect is a technology that creates highly defined tiles through embossed graphics and material structure on smooth and textured surfaces. The material merges with the body of the tile to create unique and realistic designs, rich in detail and depth.



Antibacterial solution for healthier environment



Sustainable surfaces and designs made up to 95% of recycled materials



Antislip technology for indoor and outdoor application



Antislip technology for indoor and outdoor application



Surface capable to absorb and repel heat or cold according to individual needs



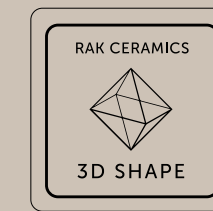
Body through stone and marble veining



Technical and versatile surfaces suitable for any kind of usage



Backlighting high tech



3D texture, surfaces, colours in unique materials



Extra matt surface with no glossy





DESTINATION	DEPARTURE
COFFEE	
DAILY BREW	3.00
CAMP CUP	4.50
COLD BREW	4.00
ESPRESSO	3.00
+WATER	3.00
+MILK MINI	3.50
+MILK SML	3.50
+MILK MEG	4.00
+MILK LRG	4.50
+CHOCOLATE	1.00
+ALMOND	1.00
CHAI	4.50
TEA	4.00
SEE SIGNATURE MENU	
WHEELHOUSE	

Counter and Table top: Flake Stone  
Table Counter: Sapien Wood  
Floor: Sapien Wood






Wall: Sapien Wood Decor  
Floor: Sapien Wood  
Table top, Counter top and Back Splash wall: Flake Stone



Floor: Sapien Wood  
Table top: Flake Stone



Flake Stone features flakes in the body of the slab, thanks to the new Flaketeck technology, while Sapien Wood is made with digital Sync Effect structure, both developed by the Innotech laboratories of RAK Ceramics.



Wall: Sapien Wood Decor  
Floor: Sapien Wood





Wall: Sapien Wood Decor  
Floor: Sapien Wood









Wall: Portland Stone Vein Cut  
Floor: Portland Stone Cross Cut  
Wash Basin and Bathtub: RAK-Valet  
Furniture, Mirrors and Vanity top: RAK-Joy Uno  
Faucets by Kludi





Wall: Portland Stone Vein Cut  
Floor: Portland Stone Cross Cut



Wall: Portland Stone Vein Cut Decor  
Wash Basin: RAK-Valet  
Furniture, Mirrors and Vanity top: RAK-Joy Uno  
Faucets by Kludi



SURFACE - CERSAIE 2024



Floor: Sapien Wood  
Table top: Flake Stone





Floor: Sapien Wood  
Table top: Flake Stone



# INDOOR-OUTDOOR

Inside-out. Bridging Domestic Spaces and the Great Outdoors

In modern design, the concept of blending indoor and outdoor spaces has evolved into a seamless dialogue of aesthetics and functionality. Whether for residential or hospitality settings, this approach is more than a trend—it's a transformative idea that redefines how we experience our living environments. The essence of this concept lies in the interaction between light and shadow, volumes and lines, and various elements, shapes, and materials. This dialogue creates a new way of living that is fluid and dynamic, where indoor and outdoor areas blend effortlessly. The goal is to achieve a space that feels continuous and permeable, where the boundaries between inside and out become less defined. Each space becomes a reflection of the day's progression and the changing scenery, maintaining a delicate balance that enhances the functionality and harmony of the environment. It is a living space where every detail contributes to a magical and nuanced experience.



## The Growing Demand for Seamless Transitions

One of the most sought-after trends in home design is the seamless transition between indoor and outdoor areas. Homeowners increasingly desire tiles that bridge these spaces, allowing for a unified aesthetic from the kitchen to the patio. This trend underscores the importance of choosing tiles that can handle both the aesthetic and practical demands of different environments. When updating outdoor areas, it's crucial to consider the entire landscape. Patios, decks, and rooftops are all extensions of your indoor living space and can greatly benefit from thoughtful flooring choices. Modern homeowners seek beautiful, low-maintenance solutions for their outdoor areas—whether it's a patio for relaxation, a stylish poolside deck, or an inviting front porch that sets the tone for guests.

### Choosing the Right Tile for Outdoor Spaces

Porcelain tiles have emerged as a top choice for outdoor flooring due to their durability and aesthetic versatility. They offer the beauty of natural materials like wood and stone while providing greater resilience and ease of maintenance. Unlike natural stone, porcelain tiles are less susceptible to weathering and fading, making them ideal for various outdoor applications, including patios, driveways, and poolside areas. These tiles combine the upscale appearance of natural materials with the practical benefits of lower maintenance. Made from kiln-fired clay, they are an eco-friendly option that stands up well to the elements. With a range of styles that mimic wood and stone, porcelain tiles provide a sophisticated look without the high cost associated with natural materials. In summary, as the boundaries between indoor and outdoor spaces continue to blur, porcelain tiles offer a stylish and practical solution for creating a cohesive and beautiful environment. Their durability, low maintenance, and aesthetic appeal make them an excellent choice for transforming both residential and hospitality spaces. Along with that classy aesthetic, people love that porcelain is less maintenance than natural wood floors. It's more durable, fade-resistant, and easy to clean. Not to mention, you're getting all the beauty of natural wood and stone without the expense. Made from kiln-fired clay, these tiles are an eco-friendly alternative. Porcelain tiles are just so perfect for outdoor use with their weather-resistant properties, and it doesn't hurt that they're gorgeous and more affordable than actual stone.











Wall: Lumber Wood  
Floor: Cotto Pienza



Floor: Cotto Pienza



Unlike natural stone, porcelain tiles are less susceptible to weathering and fading, making them ideal for various outdoor applications, including patios, driveways, and poolside areas.

Floor: Cotto Pienza and Lumber Wood





Floor: Cotto Pienza Mosaic and Lumber Wood





Wall and Floor: Chianca Stone  
Wash Basin and Shower tray: RAK-Feeling  
Bathtub: RAK-Valet  
Faucets by Kludi



INDOOR-OUTDOOR

Floor: Chianca Stone  
Bathtub: RAK-Valet  
Faucets by Kludi



SURFACE - CERSAIE 2024



Floor: Cotto Pienza and Lumber Wood



# Surface Preview Cersaie 2024

<i>Chianca Stone</i>	132
<i>Crystal White</i>	105
<i>Cotto Pienza</i>	114
<i>Cotto Pienza G</i>	115
<i>Creative Concrete P Stone</i>	118
<i>Creative Concrete P Brick</i>	119
<i>Creative Concrete P</i>	120
<i>Creative Concrete P Decor</i>	121
<i>Creative Concrete P Wood</i>	122
<i>Creative Concrete P Race</i>	123
<i>Creative Concrete P Wood Mix</i>	124
<i>Fior Di Bosco</i>	136
<i>Flake Stone Beige</i>	109
<i>Granito White Ande</i>	134
<i>Granito Blu Ande</i>	135
<i>Grey Stone</i>	104
<i>Grey Antique</i>	103
<i>Lumber Wood</i>	113
<i>Moon Stone</i>	106
<i>Nero Marquina Marble</i>	137
<i>Papyrus Wood</i>	107
<i>Portland Stone Cross Cut</i>	128
<i>Portland Stone Cross Cut Decor</i>	129
<i>Portland Stone Vein Cut</i>	130
<i>Portland Stone Vein Cut Decor</i>	131
<i>Sapien Wood</i>	110

## Product Technical



# Grey Antique



# Grey Antique

## PORCELAIN SLABS

Polished • Unrectified • Smooth



---

12mm ▼ 162X324 cm\* (63.77"x 127.55") unrectified  
MAXIMUS  
MEGA SLAB

---

14mm ▼ 144X305 cm (56.69"x 120") unrectified  
MAXIMUS  
MEGA SLAB

\* Provided with mesh



# Grey Stone

## PORCELAIN SLABS

Matt / Polished • Unrectified / Rectified • Smooth



12mm ▼ 162X324 cm\* (63.77" x 127.55") unrectified  
MAXIMUS MEGA SLAB

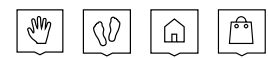
14mm ▼ 144X305 cm (56.69" x 120") unrectified  
MAXIMUS MEGA SLAB

6mm ▼ 120X280 cm\* (47.24" x 110.23") rectified  
MAXIMUS MEGA SLAB

\* Provided with mesh


## PORCELAIN TILES

Matt / Polished • Rectified • Smooth



8.5mm ▼ 120X120 cm (47.24" x 47.24")  
90X180 cm (35.43" x 70.86")  
60X120 cm (23.62" x 47.24")

Design variations 120x280 cm



# Crystal White

## PORCELAIN SLABS

Matt / Polished • Unrectified / Rectified • Smooth



12mm ▼ 162X324 cm\* (63.77" x 127.55") unrectified  
MAXIMUS MEGA SLAB

14mm ▼ 144X305 cm (56.69" x 120") unrectified  
MAXIMUS MEGA SLAB

6mm ▼ 120X280 cm\* (47.24" x 110.23") rectified  
MAXIMUS MEGA SLAB

\* Provided with mesh


## PORCELAIN TILES

Matt / Polished • Rectified • Smooth



8.5mm ▼ 120X120 cm (47.24" x 47.24")  
90X180 cm (35.43" x 70.86")  
60X120 cm (23.62" x 47.24")

Design variations (continuous) 120x280 cm





# Moon Stone

## PORCELAIN SLABS

Matt • Unrectified / Rectified • Smooth



12mm 162X324 cm\* (63.77" x 127.55") unrectified  
MAXIMUS MEGA SLAB

14mm 144X305 cm (56.69" x 120") unrectified  
MAXIMUS MEGA SLAB

6mm 120X280 cm\* (47.24" x 110.23") rectified  
MAXIMUS MEGA SLAB

\* Provided with mesh

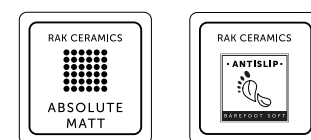
## PORCELAIN TILES

Matt • Rectified • Smooth



8.5mm 120X120 cm (47.24" x 47.24")  
90X180 cm (35.43" x 70.86")  
60X120 cm (23.62" x 47.24")

20mm 60X120 cm (23.62" x 47.24")



Design variations 120x280 cm



Beige

# Papyrus Wood

## PORCELAIN TILES

Matt • Rectified • Heavy Structure



8.5mm 60X60 cm (23.62" x 23.62")


Design variations 60x60 Cm



Face A

Face B

Pattern



Brown



Ivory



Nut



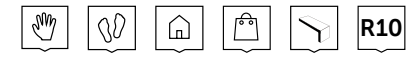
# Flake Stone and Sapien Wood



## Flake Stone Beige

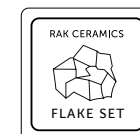
FULL BODY PORCELAIN SLABS

Matt • Unrectified • Smooth



12mm 162X324 cm\* (63.77" x 127.55") unrectified  
MAXIMUS  
MEGA SLAB

\* Provided with mesh





# Sapien Wood

## PORCELAIN TILES

Matt • Rectified • Light Structure / Heavy Structure



8.5mm ▼  
▲ 19.5X120 cm (7.67" x 47.24") Plain light Structure  
29.5X180 cm (11.61" x 70.86") Plain light Structure  
▲ 60X120 cm (23.62" x 47.24") Décor heavy Structure  
R10

20mm ▼  
▲ 29.5X120 cm (11.61" x 47.24") Plain light Structure  
60X120 cm (23.62" x 47.24") Plain light Structure  
R11



Brown



Honey



Natural

Brown

Brown Décor

Honey

Honey Décor

Natural

Natural Décor

# Sapien Wood

## PORCELAIN SLABS


Matt • Unrectified / Rectified • Light Structure




12mm ▼  
▲ 162X324 cm\* (63.77" x 127.55") unrectified  
MAXIMUS  
MEGA SLAB

6mm ▼  
▲ 120X280 cm\* (47.24" x 110.23") rectified  
MAXIMUS  
MEGA SLAB

\* Provided with mesh



Design variations 120x280 cm



Mocca

Nut



# Cotto Pienza and Lumber Wood



## Lumber Wood

PORCELAIN TILES

Matt • Rectified • Light Structure



▼ 8.5mm ▲  
19.5X120 cm (7.67" x 47.24")



Nut



Wenge



White





# Cotto Pienza


## FULL BODY PORCELAIN TILES

Matt • Rectified • Smooth

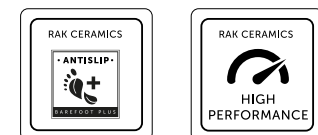


8.5mm  
60X120 cm (23.62" x 47.24")  
60X60 cm (23.62" x 23.62")

MOSAIC  
14.5X59 cm (5.70" x 23.22")



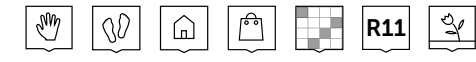
Mosaic





# Cotto Pienza G

## PORCELAIN TILES

Matt • Rectified • Smooth



20mm  
60X60 cm (23.62" x 23.62")



Blue

Blue

Brown

Brown

Light Brown

Light Brown

Nut

Nut

White

White



# Creative Concrete P





# Creative Concrete P Stone

## PORCELAIN SLABS

Matt • Unrectified / Rectified • Smooth



14mm ▼ 144X305 cm (56.69" x 120") unrectified

▲ MAXIMUS  
MEGA SLAB

6mm ▼ 120X280 cm (47.24" x 110.23") rectified

▲ MAXIMUS  
MEGA SLAB

## PORCELAIN TILES

Matt • Rectified • Smooth



8.5mm ▼ 120X120 cm (47.24" x 47.24")

▲ 90X180 cm (35.43" x 70.86")

▲ 60X120 cm (23.62" x 47.24")



20mm ▼ 60X120 cm (23.62" x 47.24")



# Creative Concrete P Brick

## GRES WHITE BODY TILES

Matt • Unrectified • Light Structure



6.5X24.5 cm (2.55" x 9.64")




Coral



Emerald



Jungle



Lavender



Light Blue



Mint



Ocean



Silver



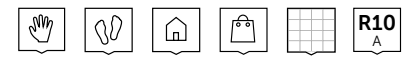
White



# Creative Concrete P

## PORCELAIN TILES

Matt • Rectified • Smooth / Light Structure



- 8.5mm ▼ 120X120 cm (47.24" x 47.24") smooth
- 60X120 cm (23.62" x 47.24") light Structure
- ▲ 80x80 cm (31.49" x 31.49") light Structure
- 60X60 cm (23.62" x 23.62") light Structure

White

Grey

Dark Grey

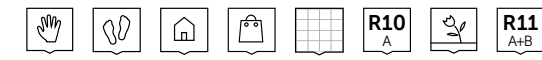
Beige



# Creative Concrete P Decor

## PORCELAIN TILES

Matt • Rectified • Smooth / Light Structure



- 8.5mm ▼ 120X120 cm (47.24" x 47.24") smooth
- 60X120 cm (23.62" x 47.24") light Structure
- ▲ 80x80 cm (31.49" x 31.49") light Structure
- 60X60 cm (23.62" x 23.62") light Structure



- 20mm ▼ 60X120 cm (23.62" x 47.24") light Structure



White

Grey

Dark Grey

Beige

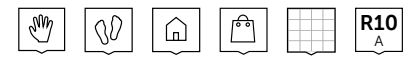




# Creative Concrete P Wood

PORCELAIN TILES

Matt • Rectified • Light Structure



8.5mm 19.5X120 cm (7.67" x 47.24")



Brown



Brown Decor



Taupe



Taupe Decor




# Creative Concrete P Race

PORCELAIN TILES

Matt • Rectified • Light Structure



8.5mm 19.5X120 cm (7.67" x 47.24")



Beige Decor



Dark Grey Decor



Grey Decor



White Decor

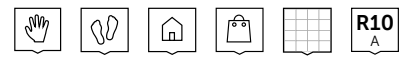





# Creative Concrete P Wood Mix

PORCELAIN TILES


Matt • Rectified • Light Structure



8.5mm 19.5X120 cm (7.67" x 47.24")



Brown Beige Mix Decor



Brown White Mix Decor



Brown Grey Mix Decor



Brown Dark Grey Mix Decor



# Creative Concrete P Wood Mix

PORCELAIN TILES


Matt • Rectified • Light Structure



8.5mm 19.5X120 cm (7.67" x 47.24")



Taupe Beige Mix Decor



Taupe White Mix Decor



Taupe Grey Mix Decor



Taupe Dark Grey Mix Decor





# Portland Stone





# Portland Stone Cross Cut

PORCELAIN TILES

Matt • Rectified • Smooth



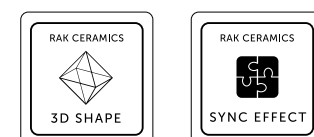
9mm 120X280 cm (47.24" x 110.23")




8.5mm 120X120 cm (47.24" x 47.24")  
90X180 cm (35.43" x 70.86")  
60X120 cm (23.62" x 47.24")



20mm 60X120 cm (23.62" x 47.24")



Design variations 120x280 cm



# Portland Stone Cross Cut Decor

PORCELAIN TILES

Matt • Rectified • Heavy Structure




8.5mm 60X120 cm (23.62" x 47.24")

Decor



Greige



Light Grey



White



Greige



Light Grey



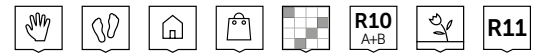
White



# Portland Stone Vein Cut

PORCELAIN TILES

Matt • Rectified • Smooth



9mm 120X280 cm (47.24" x 110.23")




8.5mm 120X120 cm (47.24" x 47.24")  
90X180 cm (35.43" x 70.86")  
60X120 cm (23.62" x 47.24")




20mm 60X120 cm (23.62" x 47.24")



Design variations 120x280 cm



Greige



Light Grey



White

# Portland Stone Vein Cut Decor

PORCELAIN TILES

Matt • Rectified • Heavy Structure



8.5mm 60X120 cm (23.62" x 47.24")



Decor



Greige



Light Grey



White



# Chianca Stone

## PORCELAIN TILES


Matt • Rectified • Smooth




- 8.5mm ▼
- 120X120 cm (47.24" x 47.24")
  - 90X180 cm (35.43" x 70.86")
  - 60X120 cm (23.62" x 47.24")
  - 80X80 cm (31.49" x 31.49")
  - 60X60 cm (23.62" x 23.62")




Beige



Brown



Grey



White





# Granito White Ande

## PORCELAIN SLABS

Polished • Unrectified / Rectified • Smooth




12mm  
162X324 cm\* (63.77" x 127.55") unrectified  
MAXIMUS  
MEGA SLAB

14mm  
144X305 cm (56.69" x 120") unrectified  
MAXIMUS  
MEGA SLAB

6mm  
120X280 cm\* (47.24" x 110.23") rectified  
MAXIMUS  
MEGA SLAB

\* Provided with mesh

Design variations 120x280 cm



# Granito Blu Ande

## PORCELAIN SLABS

Polished • Unrectified / Rectified • Smooth



12mm  
162X324 cm\* (63.77" x 127.55") unrectified  
MAXIMUS  
MEGA SLAB

14mm  
144X305 cm (56.69" x 120") unrectified  
MAXIMUS  
MEGA SLAB

6mm  
120X280 cm\* (47.24" x 110.23") rectified  
MAXIMUS  
MEGA SLAB

\* Provided with mesh

Design variations 120x280 cm





# Fior Di Bosco

## PORCELAIN SLABS

Matt • Unrectified / Rectified • Smooth




12mm  
162X324 cm\* (63.77" x 127.55") unrectified  
MAXIMUS  
MEGA SLAB

14mm  
144X305 cm (56.69" x 120") unrectified  
MAXIMUS  
MEGA SLAB

6mm  
120X280 cm\* (47.24" x 110.23") rectified  
MAXIMUS  
MEGA SLAB

\* Provided with mesh

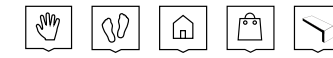
Design variations 120x280 cm



# Nero Marquina Marble

## PORCELAIN SLABS

Matt / Polished • Unrectified / Rectified • Smooth



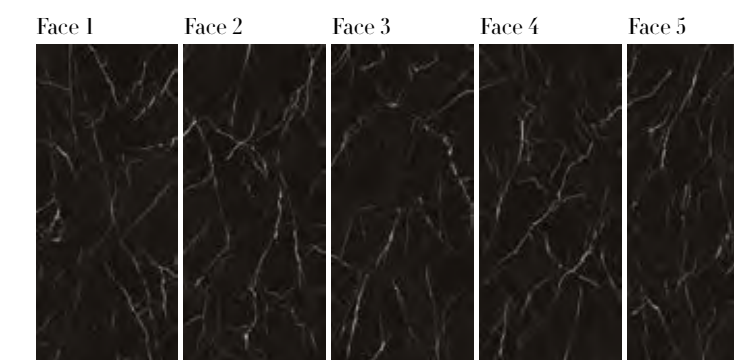
12mm  
162X324 cm\* (63.77" x 127.55") unrectified  
MAXIMUS  
MEGA SLAB

14mm  
144X305 cm (56.69" x 120") unrectified  
MAXIMUS  
MEGA SLAB

6mm  
120X280 cm\* (47.24" x 110.23") rectified  
MAXIMUS  
MEGA SLAB

\* Provided with mesh

Design variations (continous) 120x280 cm





## ICONS

### COLOUR VARIATIONS



V1 EVEN

The least amount of shade variation attainable.



V2 LIGHT

Light to moderate shade variation within each carton.

### INDICATIONS FOR USE



WALL TILES



FLOOR TILES



COUNTERTOP SURFACE

### SUGGESTED APPLICATIONS



DOMESTIC PURPOSE

Residential areas, hotel rooms, bathrooms



LIGHT COMMERCIAL TRAFFIC AREA

Indoor public areas subject to medium pedestrian traffic such as restaurants, bars, offices, shops, hotel public areas, convention rooms.



OUTDOOR

Outdoor public environments subject to medium pedestrian traffic such as outdoor terraces, stairs, corridors, raised paving, private garden, swimming pool and wellness areas. Always check the slipperiness characteristics according to the intended environment, in conformity with applicable regulations or laws.

### R RATING



indicates a normal grip with an inclination plane from 3° to 10°



indicates a medium grip with an inclination plane from 10° to 19°



indicates a high grip with an inclination plane from 19° to 27°

CLASSIFICATION	TYPICAL APPLICATIONS	MEAN CRITICAL ANGLE VALUE
Class A	Barefoot, but mainly dry aisles and walkways, dry changing areas.	≥ 12 °
Class B	Shower rooms, pool surrounds, wet changing areas (plus all areas covered by Class A).	≥ 18 °
Class C	Areas constantly under water, e.g. steps into pools, foot baths, inclined pool surrounds, Jacuzzis (plus all areas covered by Class A and B).	≥ 24 °

## CONTACT

### RAK Ceramics Corporate Headquarters PJSC

P.O. Box 4714, Ras Al Khaimah, United Arab Emirates (U.A.E.)  
Tel. +971 7 2467000, Email: info@rakceramics.com

### RAK Ceramics Distribution Europe S.r.l.

RAK Ceramics Distribution Europe Srl, Via Ferrari Carazzoli 21, 41042, Fiorano Modenese (MO) - Italy  
Tel.: +39 0536 1888600

### RAK Ceramics GMBH

RAK Ceramics CE GMBH, Otto-Hahn-Straße 7, 64579 Gernsheim, Germany  
Tel.: +49 (0) 6258 9418410

### RAK Ceramics UK Ltd

RAK Ceramics UK Ltd, Bradford House, Frenchmans Road, Petersfield, Hampshire, GU32 3AW, UK  
Tel. +44 1730 237850



# CREATIVITY *meets* PURPOSE

HALL: 36 STAND: A22-B25



**CERSAIE**

Bologna - Italy

23 - 27 / 09 / 2024

**RAK**  
CERAMICS